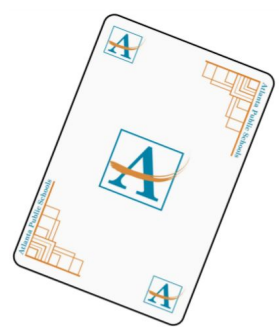




School Name: Morningside Elementary
Cluster: Midtown
Principal Name: Audrey Sofianos



Accountability
Collaboration
Equity
Support

Signature Programming



Principal Information

Years at School: 7 years

Years as a Principal: 20 years

Signature Program: STEAM

Current Status: In Progress

Targeted Date of Authorization/Certification or Evaluation/ Recertification: 2024-2025

Two areas of focus: Vision & Planning + Policies & Practices

Enrollment Information

SY2023 Enrollment: 817

SY2022 Enrollment: 813

Change in Enrollment: +4

Staffing Information

Number of First Year Teachers: 0

Number of Vacancies: 1 Paraprofessional

Personalized Learning Cohort

Wave 1 (SY22 Implementation)

Wave 2 (SY23 Implementation)

Wave 3 (SY24 Implementation) ✓

Student Population

English Learners: 37 students (4.5%)

Students with disabilities: 30 (3.7%)

Gifted: 233 students (28.5%)



Ensuring Equitable Funding



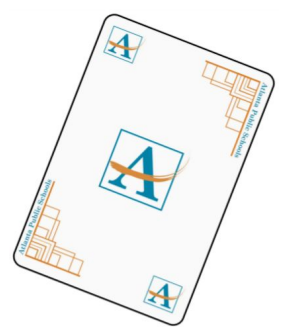
Increasing Access to Effective Leaders and Teachers



Supporting Special Populations



Increasing Access to Advanced Coursework



Accountability
Collaboration
Equity
Support

Whole Child and Intervention



SY23 Attendance*

Indicator	Time Frame	
	September 2021	September 2022
Attendance Take Rate	99.2	99.9
ADA Attendance Rate	97.1	96.8
Students not chronically absent	95.4	94.5

*As of 09/30/2022



Addressing disproportionate discipline practices



Integrating social, emotional and academic practices

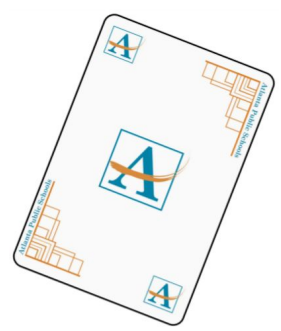
SY23 Behavior*

OSS Suspension Rate = 0.01

Suspension Rate by Subgroup

Subgroup	Total number of students	OSS Suspension Rate
Female	392	0
Male	425	0.02
SWD	30	0.49
Black	81	0.04
Hispanic	70	0
Multi-race	74	0
White	541	0.02
Asian	51	0

*As of 10/12/2022




Accountability
Collaboration
Equity
Support

Data




NWEA MAP Assessment Results Math Performance

Fall 2021 to Fall 2022 Comparison

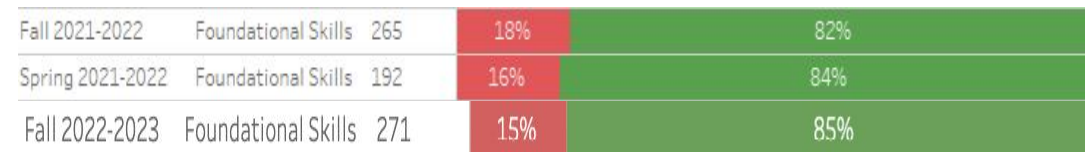


ELA Performance

Fall 2021 to Fall 2022 Comparison



MAP Fluency Universal Screener Flag (K-1 students)



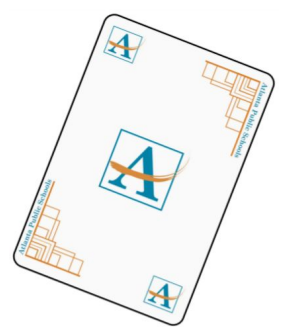
Universal Screener Flag
■ Not Flagged
■ Flagged



Ensuring Equitable Learning Environments



Leveraging School Improvement to Advance Equity



Accountability
Collaboration
Equity
Support

Data

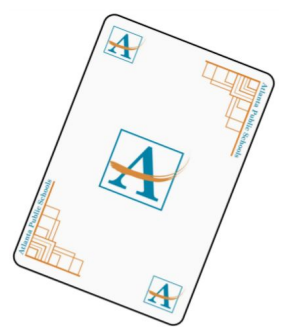


HMH Dosage

Program	Avg. Daily Use (Mins)		Avg. Weekly Use (Days)	
	Spring 2022*	Fall 2022**	Spring 2022	Fall 2022
Read 180	19 minutes	-	2 days	-
System 44	13 minutes	12 minutes	2 days	1 day
iRead	17 minutes	17 minutes	2 days	1 day

*Spring 2022: From the Spring ACES presentation

**Fall 2022: As of October 13, 2022

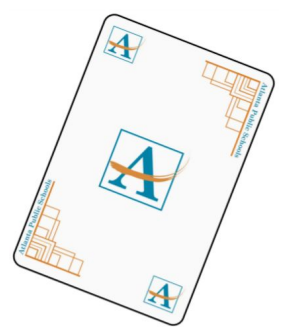


Accountability
Collaboration
Equity
Support

Curriculum and Instruction

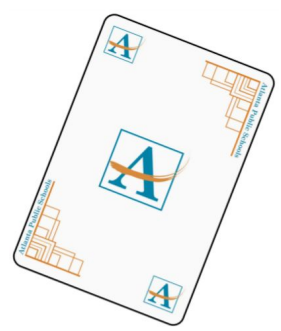


	CIP Strategy	Action Step Progress Update
ELA	Goal setting with students to positively impact student MAP Growth.	TKES Goal for all Grade Level, EIP, Gifted, Special Education and English Second Language Teachers, with required documentation.
Math	Increase use of the academic language of the standard in anchor charts, lessons, learning targets, goals. Increase student and teacher use of academic vocabulary.	Master Teacher Leader Sessions with photos and examples. TKES goal for all teachers with required documentation and observable practices.
Whole Child & Student Support	Grade level team plans to evaluate and improve the Enrichment period from 8 - 8:30am.	Utilizing MAP scores each cycle to re-structure enrichment by grade.
Family Engagement	Increase parent participation in school events and meetings, with participation that represents all of our student population.	Personal outreach to families for first Parent University, with positive results.



Accountability
Collaboration
Equity
Support

APPENDIX



Accountability
Collaboration
Equity
Support

Needs

Highest Priority Need:

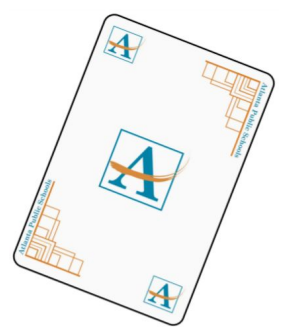
What support do you need to accomplish your SY23 goals?

Opportunity to maximize the district assigned personnel for our school in support of our CIP/Strategic Plan.

- Tier 1 School - Clarity with the Level of Support
- Expertise is Needed
- Priority of Support: Work Directly with Teachers
 - Example - Vertical Planning with Teachers in ELA/Reading



Leveraging School Improvement to Advance Equity



Accountability
Collaboration
Equity
Support

Milestones EOG SY22

Math Performance



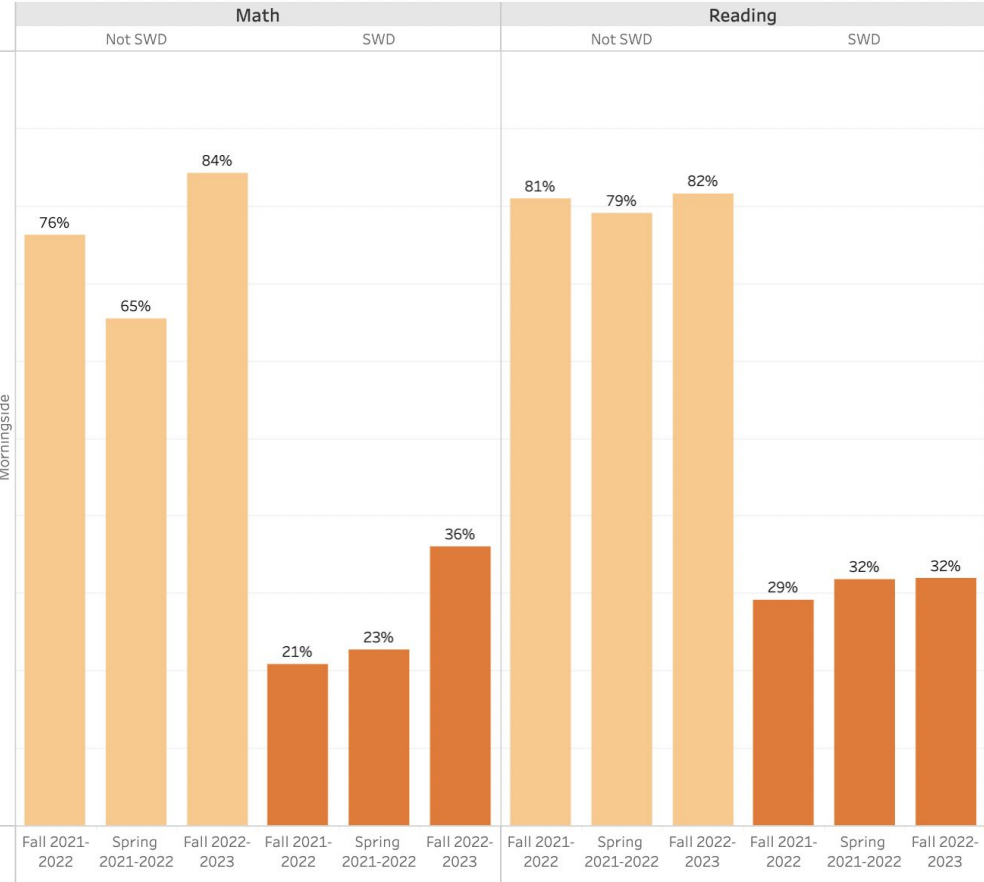
ELA Performance

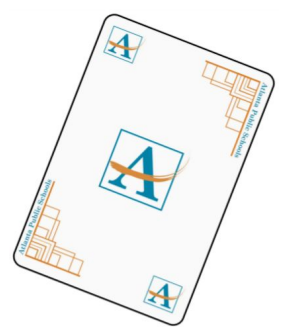


Beginning Learner Developing Learner Proficient Learner Distinguished Learner

Accountability
Collaboration
Equity
Support

MAP Subgroup Comparison Projected Proficient and Above





Accountability
Collaboration
Equity
Support

MAP Data

MAP Subgroup Comparison Projected Proficient and Above

